

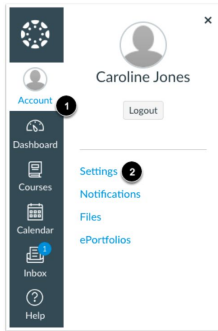


# PARENTS OBSERVING MULTIPLE STUDENTS



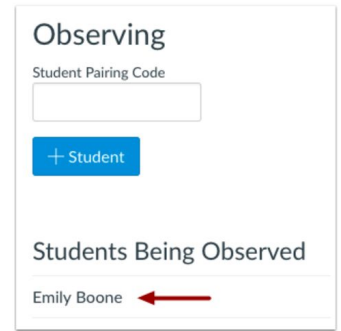
## Step 1: Observing Multiple Students in Canvas

- 1.) Click Account
- 2.) Click Settings



## Step 4: Viewing Observing Students

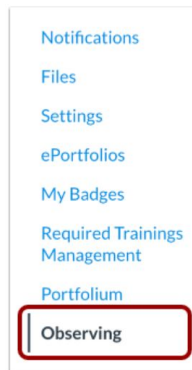
Repeat steps 1-3 for other students you might want to observe.



## Step 2

Under user navigation click

Observing



## Step 3

- 1.) Enter Pairing Code
- 2.) Click add student

